


FRAMELESS CABINETY CONSTRUCTION DRILLS



R-46-VH DOWEL CONSTRUCTION DRILL



The R-46-VH Dowel Construction Drill fence system has six pneumatic stops for use in either horizontal or vertical drilling. Once the stops are set for cabinet construction, any size cabinet can be drilled without further set-up. Switching from vertical to horizontal drilling is accomplished in a matter of seconds.


R-46-VH DOWEL CONSTRUCTION DRILL




Vertical Head Depth Control Turret



Pneumatic Stops are easily adjustable along the length of the fence



Control Panel for easy access to head, motor and stop controls



Vertical Head Change Position

STANDARD FEATURES:

- Construction Drilling for Dowels and Ready to Assemble Fittings
- 72" Precision Machined Backfence
- Six Fence Stops and Four Table Stops
- Easy Access Control Panel
- (2) 23 Spindle Drilling Heads, One Vertical, One Horizontal
- 3 Position Turret Depth Stop on Vertical Head
- 5 Pneumatic Holddowns
- Magnetic Motor Controls

- Spindle Centers, 32mm
- Collet Diameter, 10mm
- Spindle RPM, 1725
- Drill Head Motors, 3 H.P., 3-Phase
- Voltage, 230/460
- Air Requirements, 90/PSI
- Maximum Drill Stroke, 3"
- Machine Weight 1,300 Lbs.

OPTIONAL FEATURES:

- 120" Backfence with 2 Additional Stops
- 3 HP. 1-Phase Motors, 220 Volts

R-823 HORIZONTAL DOWEL BORER

Designed to be used as a supplemental borer for CNC nested based router and point-to-point borer applications.



STANDARD FEATURES:

- 23-Spindle Gear Driven Drill Row
- 10mm Bored Collets, 12 R/H and 11 L/H
- Hardened Steel Helical Gears
- Horizontal Dowel Boring Position
- 0"–2" Pneumatic Drill Head Stroke
- 48" Backfence Lip
- Accepts 70mm Tool Lengths
- 20" x 42" Work Table Area
- Wired 3-Phase, 230/460 Volts, 60 Hz.
- Floor Area: 48" x 52"
- 32mm Spindle Centers
- 3 H.P. Spindle Drive Motor, T.E.F.C.
- 3,450 Spindle RPM
- 34" Work Table Height
- (2) Material Positioning Fences
- (4) Pneumatic Hold Down Cylinders
- 1/4" Filter, Regulator and Lubricator
- Magnetic Motor Control
- Foot Pedal Actuated Stroke
- Machine Weight: 950 lbs.

OPTIONAL FEATURES:

- 2 H.P. 1-Phase, 220 Volt Electronics
- 29-Spindle Boring Head (R829)
- Quick Change Tooling Adapters
- Custom Spindle Centers

R-823VH

HORIZONTAL/VERTICAL LINE DRILL & DOWEL BORER

Provides for all construction boring and line drilling applications for frameless cabinetry. Easy changeover from dowel boring to line drilling without the need to realign the drill head and reference fences.



STANDARD FEATURES:

- 23-Spindle Gear Driven Drill Row
- 10mm Bored Collets, 12 R/H and 11 L/H
- Bottom Line Drilling
- Pneumatic Hold Down Bar
- 0"–3" Pneumatic Drill Head Stroke
- 0"–6" Adjustable Backfence Offset
- Depth Control Turret
- Accepts 57mm Tool Lengths
- 8" x 52" Work Table Area
- Wired 3-Phase, 230/460 Volts, 60 Hz.
- Foot Pedal Actuated Stroke
- Floor Area: 48" x 52" Plus Fences
- 32mm Spindle Centers
- 3 H.P. Spindle Drive Motor, T.E.F.C.
- Horizontal and Vertical Dowel Boring
- (2) Dowel Boring Stops
- 72" Backfence With 4 Adjustable Stops
- (4) Backfence Offset Stops
- Above Table Tool Change
- 1/4" Filter, Regulator and Lubricator
- Magnetic Motor Control
- Front Table Extension Bar
- 4" Dust Hood Outlet
- Machine Weight: 1485 lbs.


OPTIONAL FEATURES:

- 2 H.P. 1-Phase, 220 Volt Electronics
- Quick Change Tooling Adapters

R-835

HORIZONTAL DOWEL BORER

Designed to be used as a supplemental borer for CNC nested based router and point-to-point borer applications.



STANDARD FEATURES:

- 35-Spindle Gear Driven Drill Row
- 10mm Bored Collets, 18 R/H and 17 L/H
- Hardened Steel Helical Gears
- Horizontal Dowel Boring Position
- 0"–2" Pneumatic Drill Head Stroke
- 48" Backfence Lip
- Accepts 70mm Tool Lengths
- 20" x 42" Work Table Area
- Wired 3-Phase, 230/460 Volts, 60 Hz.
- Floor Area: 48" x 52"
- 32mm Spindle Centers
- 3 H.P. Spindle Drive Motor, T.E.F.C.
- 3,450 Spindle RPM
- 34" Work Table Height
- (2) Material Positioning Fences
- (4) Pneumatic Hold Down Cylinders
- 1/4" Filter, Regulator and Lubricator
- Magnetic Motor Control
- Foot Pedal Actuated Stroke
- Machine Weight: 1450 lbs.

OPTIONAL FEATURES:

- Quick Change Tooling Adapters
- Custom Spindle Centers

DISTRIBUTED BY

RITTER
MANUFACTURING, INC.

1300B West Fourth Street • Antioch, CA 94509
TEL: (925) 757-7296 • FAX: (925) 757-7083
EMAIL: rittermfg@aol.com • WEB: www.rittermfg.com