


# DRAWER BOX CLAMPS



**RITTER**  
MANUFACTURING, INC.

# R-899 CNC DRAWER BOX CLAMP

DESIGNED FOR HIGH VOLUME DOVETAILED AND DOWELED CABINET DRAWER BOX ASSEMBLY. THE MACHINE FEATURES CNC CONTROLLED JAW OPENING AND CLAMP CYCLE TIME TO MAXIMIZE PRODUCTION AND SET THE OPERATOR'S TEMPO. PRECISION GLUE CURE TIME AND CLAMP JAW POSITIONING HELP ELIMINATE NONPRODUCTIVE CLAMPING TIME AND HELPS INSURE ADEQUATE GLUE CURE TIME.



## **STANDARD FEATURES: R899**

- 14" x 24" x 36" DRAWER BOX CAPACITY
- SMOOTH ALUMINUM CLAMP JAW SURFACE
- LEFT AND RIGHT HAND SQUARING STOPS
- 1" DIAMETER BALL SCREW
- DUAL HEAVY DUTY PRECISION LINEAR RAILS
- SERVO MOTOR CONTROLLED JAW OPENING MOVEMENT
- CNC CONTROLLED DUAL CLAMPING CYLINDERS
- DOUBLE PALM BUTTON CLAMP ACTUATION
- TOUCH SCREEN CONTROLLER
- 30" WORK HEIGHT
- 45 DEGREE EASEL ANGLE
- MACHINE WEIGHT: 2536 LBS

# R-885 MANUAL DRAWER BOX CLAMP

DESIGNED FOR SMALL TO MODERATE VOLUME DOVETAILED AND DOWELED CABINET DRAWER BOX ASSEMBLY. THE MACHINE FEATURES MANUALLY CONTROLLED JAW OPENING AND CLAMP CYCLE TIME.




## **STANDARD FEATURES: R885**

- 12" x 24" x 36" DRAWER BOX CAPACITY
- SMOOTH STEEL CLAMP JAW SURFACE
- 0"-3" CLAMP JAW STROKE
- ADJUSTABLE CLAMP PRESSURE
- MANUALLY ADJUSTED JAW OPENING ON PRECISION RAILS
- MANUALLY CONTROLLED CLAMPING CYLINDER
- ADJUSTABLE DRAWER BOX ALIGNMENT STOPS
- 36" WORK HEIGHT
- 45 DEGREE EASEL ANGLE
- MACHINE WEIGHT: 1,137 LBS
- FLOOR AREA: 36" X 72"

## **OPTIONAL FEATURE: R885**

- A102 POWER STACK CYLINDER FOR DOVETAIL CLAMPING

# R-885 MANUAL DRAWER BOX CLAMP




**JAW RAIL AND POSITIONING LOCK**



**BOX SQUARING AND ALIGNMENT STOPS**

# R-899 CNC DRAWER BOX CLAMP



**SERVO CONTROLLED JAW SYSTEM**



**DUAL PNEUMATIC JAW CLAMPS**

DISTRIBUTED BY

**RITTER**  
MANUFACTURING, INC.

1300B West Fourth St. – Antioch, CA 94509  
(925) 757-7296 • Fax (925) 757-7083  
[www.rittermfg.com](http://www.rittermfg.com)